

GSL

Slow - speed Granulators



ZERMA



The slow-speed granulators in the ZERMA GSL range from 180/120 to 180/430 have been specially developed as show-running grinders for applications in the injection-moulding sector.

The material to be granulated is fed via a sound-absorbing feed hopper that is available in a range of variants to suit the application.

The slow-speed granulators of this range are mounted on either low or high level baseframes, depending on application, and with suction trough/bag fill chute to suit. With these numerous options, the slow speed granulators can be tailored to an extremely wide range of applications.

In addition to the advantages common to all slow-running grinders such as low noise characteristics and near dust-free product, GSL 180/120 to GSL 180/430 stand out due to their special knife, rotor, 'quick-snap' opening and good accessibility features.



GSL 300/400 - GSL 300/800 Range




The granulators of the GSL 300/400 and GSL 300/800 range are primarily intended for grinding scrap mouldings and sprues from the injection and blow moulding sector.

In addition to all the important advantages and features described for the GSL 180 range, the GSL 300/400 and GSL 300/800 slow running machines are especially suitable for larger mouldings such as car door liners, bumpers or hollow bodies.

The V shaped arrangement of the staggered rotor blades holds pre-cut material in the center of the cutting chamber. This prevents material sticking to the side walls and considerably reduces wear on the grinding chamber walls when processing fibre and glass reinforced plastics. The staggered rotor blades means only one blade cuts at once thus increasing the cutting torque.






Newly designed more aggressive infeed

The rotor and cutting chamber of the GSL 200 series have been re-designed, creating a more aggressive infeed for hollow parts, such as bottles or other blow molded parts. The increased cutting chamber dimensions make feeding of bigger runners possible, thus making the GSL 200 series a very versatile machine.




Improved easy accessibility

The already easy, comfortable and tool-less accessibility of the GSL series has been improved even more. Changes to the suction trough and screen holder make maintenance work easier and faster. Integrated sealing helps keeping the working area clean and dust-free.




Special Knives make adjustment work unnecessary

The rotor is equipped with special knives. The curvature of the specially profiled rotor knives ensures a constant cutting circle after resharpening, maintaining the cutting gap. Awkward knife adjustment is no longer necessary. Downtime for knife changes is therefore reduced. The GSL stator knives can be turned 4 times and can also be resharpened.



Sturdy rotor system

The rotor shaft has bearings at each end and the shaft diameter is designed for the largest rotor width to enable use of a modular assembly across the width range. Staggered rotor blades means that only one blade cuts at once thus increasing the cutting torque. All of the machines in this range are therefore suitable for grinding more solid materials and thicker walled sprues.



Quick Snap System

The new ZERMA Quick Snap System allows the lower front plate section to be easily removed for granulator cleaning. The lower front plate section is held in position by two sturdy lever clamps. An electrical limit switch prevents the operation of the machine when this lower front plate is removed. The rotor outboard bearing is mounted in the fixed upper front plate section.



Good accessibility

The granulators can be safely opened in just a few steps and without the use of tools. The feed hopper is hinged and can be pivoted back. After removing the lower front plate section and the suction trough, the machine becomes easily accessible ready for quick cleaning in case of colour or material change.



Options GSL 180 and GSL 300 Range

The granulators of the GSL range can be equipped with numerous options for the most varied of intended applications. Here are some examples:



High model, mobile bin



High model, sack-fill



GSL 180/120 with integrated blower



GSL 300/400, high model

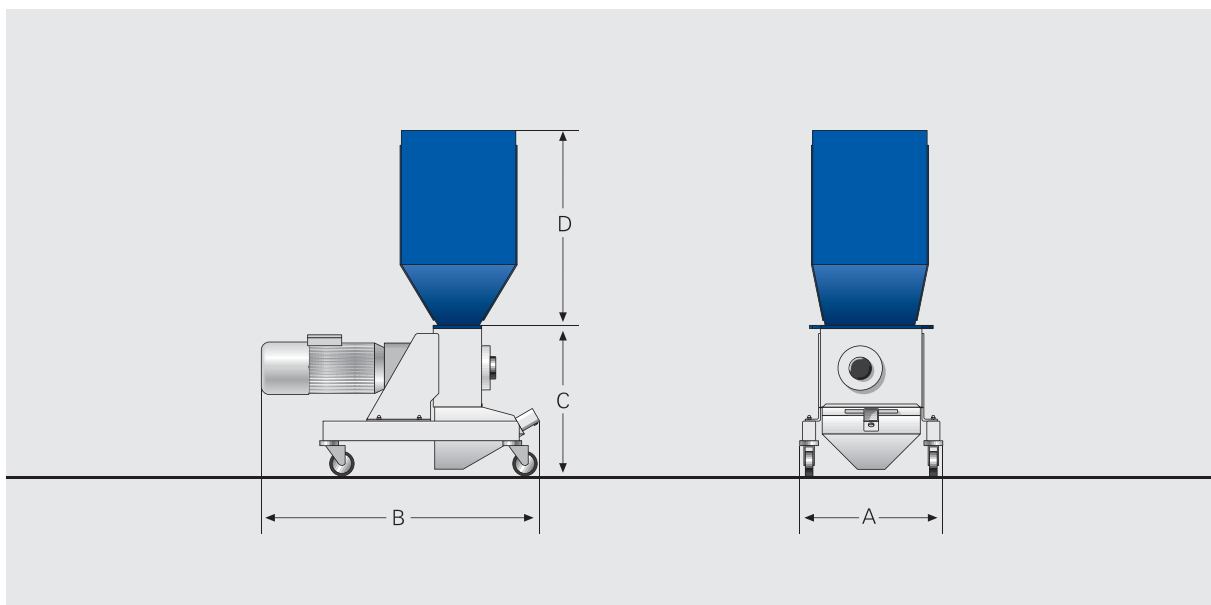
Technical Data GSL 180 Range

Technical Data

Type GSL	180/120	180/180	180/300	180/430
Rotor speed (rpm)	150	150	150	150
Number of rotor knives	12	18	30	45
Number of stator knives	2 (4 edges)	2 (4 edges)	2 (4 edges)	2 (4 edges)
Rotor diameter (mm)	180	180	180	180
Width of the rotor (mm)	120	180	300	430
Feed opening (mm)	350 x 350	350 x 350	350 x 350	430 x 270
Opening cutting chamber (mm)	270 x 120	270 x 180	270 x 300	270 x 430
Drive capacity (kW)	2.2	3.0	4.0	4.0
Weight (kg) approx.	120	130	150	170

Dimensions


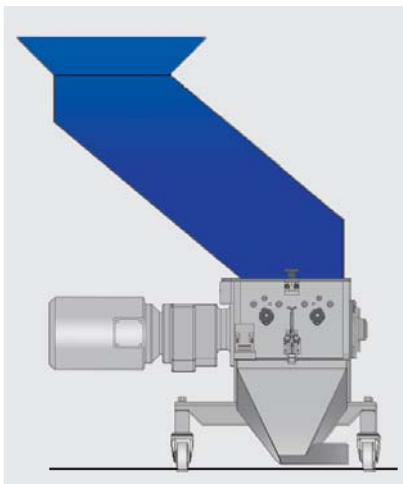
Type GSL	180/120	180/180	180/300	180/430
A (mm)	420	420	420	420
B (mm)	850	910	1030	1160
C (mm)	450	450	450	450
D (mm)	600	600	600	900



Technical Data GSL 200 Range

150	150	152	152
12	18	24	33
2 (4 edges)	2 (4 edges)	2 (4 edges)	2 (4 edges)
200	200	200	200
180	180	360	495
240 x 240	240 x 240	460 x 240	540 x 240
250 x 190	250 x 280	250 x 370	250 x 505
3	3	4	4
175	205	235	270

1080	1220
510	510
515	515
670	760



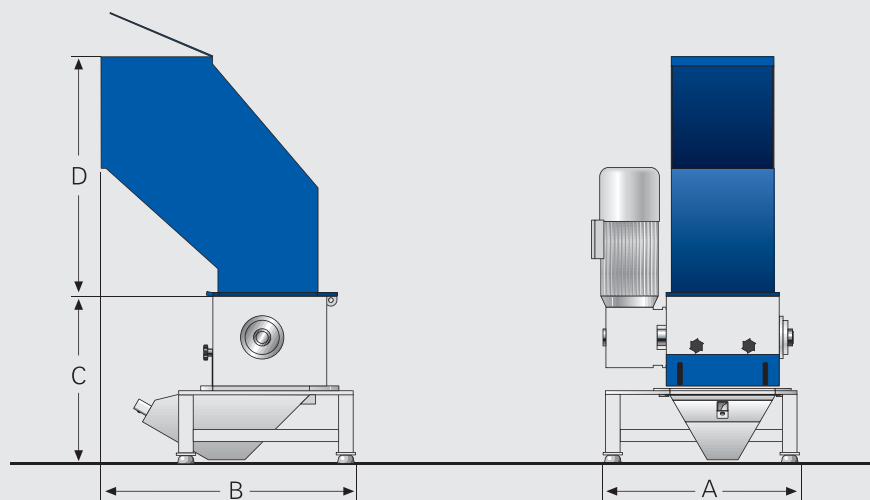
Technical Data

Type GSL	300/400	300/600	300/800
Rotor speed (rpm)	150	150	150
Number of rotor knives	33	48	66
Number of stator knives	2 (4 cutting edges)	2 (4 cutting edges)	2 (4 cutting edges)
Rotor diameter (mm)	300	300	300
Width of the rotor (mm)	400	600	800
Feed opening (mm)	400 x 400	600 x 400	800 x 400
Opening cutting chamber (mm)	400 x 400	600 x 400	800 x 400
Drive capacity (kW)	7.5 - 11	11	7.5 - 18.5
Weight (kW) approx.	550	890	980

Dimensions

Type GSL	300/400	300/600	300/800
A (mm)	820	1100	1410
B (mm)	1050	1010	1070
C (mm)	690	710	700
D (mm)	990	920	1050

Diagram :





GSL



GSC



GSE



GS



GSH



GSP



PM



ZS



With more than 60 years of experience, ZERMA is one of the leading manufacturers of high quality granulators. From the small slow speed granulators to the large high performance granulators and including special machines such as the front entry granulators for pipes and profiles, or the pulveriser system for fine grinding applications. With drive powers ranging from 2,2 kw to 200 kw, the ZERMA range of machines covers the whole spectrum of plastics size reduction applications. Just call us for more detailed information or visit our website from where you can download any required brochures in your own language.

www.zerma.com

Please contact your nearest sales office

China:

Zerma Machinery & Recycling Technology (Shanghai) Co., Ltd.
5 Xinjie Rd XinQiao Township Ind. Park, Songjiang Shanghai, Zip: 201612, China
Phone: +86 21 57645573
Fax: +86 21 57646766
info@zerma.com · www.zerma.com

South-East-Asia:

ZERMA (Thailand) Co., Ltd.
78/6 Moo 7 Kingkaew Road, Rachatewa, Bangplee, Samutprakarn 10540 Thailand
Phone: +66 2 738 5056-7
Fax: +66 2 738 5058
info@zerma.co.th · www.zerma.co.th

Germany / Europe:

ZERMA Zerkleinerungsmaschinenbau GmbH
Im Rohrbusch 15
74939 Zuzenhausen
Germany
Phone: +49 (0)6226-7890-0
Fax: +49 (0)6226-7890-222
info@zerma.de · www.zerma.de

GB / Ireland:

ZERMA UK Ltd. (Richard Monkhouse)
27 Weaver Park Est
Mill Lane, Frodsham, Cheshire WA6 7JH
England
Phone: +44 1928 734724
Fax: +44 1928 734725
info@zerma.co.uk · www.zerma.co.uk

USA:

Econo-Grind USA
3000 Turner Street
South Attleboro, MA 02703 - 7900
USA
Phone: +1 508 399-3018
Fax: +1 508 399-3150
info@econogrind.com · www.econogrind.com

Your dealer: